

FINANCIALS: MONTHLY OVERVIEW- MAR 2023

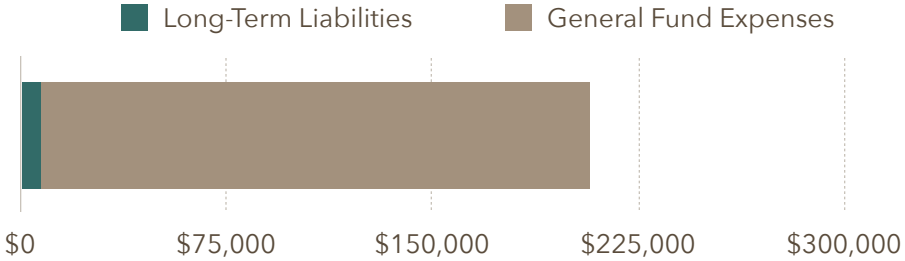
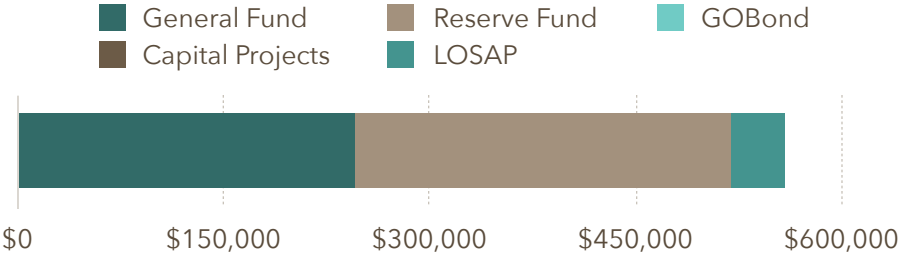
MONTHLY REPORT CALLOUTS: Target of <25% for year. Ending fund balance higher than projected; expenditures within budget.

TOTAL FUND ASSETS

Fund Category	Fund Value
General Fund - Cash/Investments	\$246,699
Reserve Fund - Cash/Investment	\$273,131
GOBond - Cash/Investments	\$0
Capital Projects - Cash	\$0
LOSAP - Cash/Investments	\$38,637
Total fund balances	\$558,468

TOTAL EXPENSE LIABILITIES

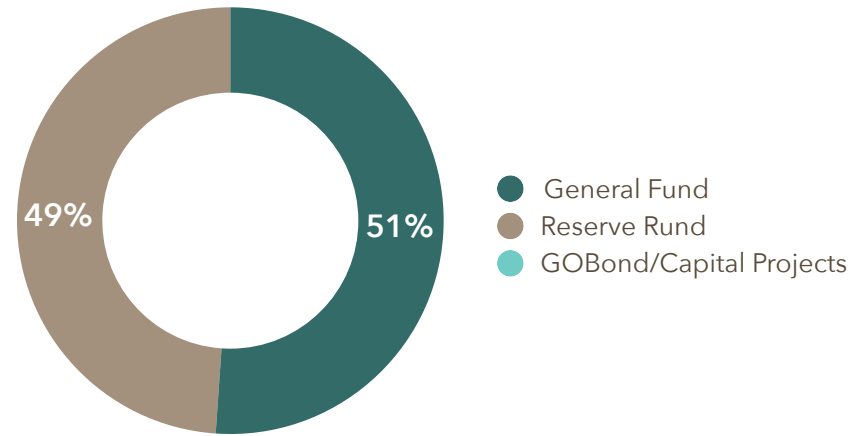
Fund Expense	Liabilities
Capital Projects (Long-Term) Liabilities	\$7,635
Fund Expenses	\$200,031
Total Expenses/Liabilities	\$207,666



FUND BALANCES - MARCH 2023

GENERAL FUND

Category	Current Value
Cash	\$232,199
Investment	\$14,500
LOSAP - Cash/Investments	\$38,637
Total	\$285,336



RESERVE FUND

Category	Current Value
Cash	\$114,553
Investment	\$158,578
Total	\$273,131

BOND/CAPITAL PROJECTS FUNDS

Category	Current Value
GOBond - Cash/Investments	\$0
Capital Projects - Cash	\$0
Total	\$0

REVENUE AND EXPENSES - MARCH 2023

MONTHLY REPORT: All accounts within budget. Personnel expenses slightly increased secondary to OT from academy and leave coverage.

FUND REVENUES

	Totals
General Fund - Taxes	\$269,295
General Fund - Protection Services	\$7,686
General and Reserve Fund - Other	\$2,716
Other Funds - Transfers/Interest	\$665
Total	\$280,362

FUND EXPENSES

	Outstanding Balance
General Fund - Personnel	\$176,182
General Fund - Materials and Services	\$20,849
Reserve Fund - Capital	\$3,000
Total	\$200,031

