

FINANCIALS: MONTHLY OVERVIEW- SEP 2023

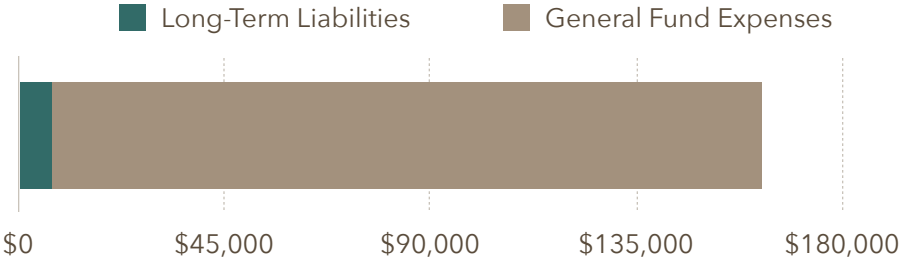
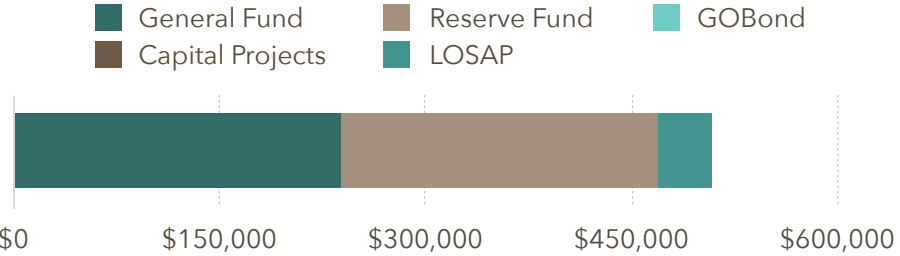
MONTHLY REPORT CALLOUTS: Target of <75% for year. Revenue ended up with all expenditures within budget.

TOTAL FUND ASSETS

Fund Category	Fund Value
General Fund - Cash/Investments	\$239,210
Reserve Fund - Cash/Investment	\$229,357
GOBond - Cash/Investments	\$0
Capital Projects - Cash	\$0
LOSAP - Cash/Investments	\$39,526
Total fund balances	\$508,093

TOTAL EXPENSE LIABILITIES

Fund Expense	Liabilities
Capital Projects (Long-Term) Liabilities	\$7,635
Fund Expenses	\$154,448
Total Expenses/Liabilities	\$162,084

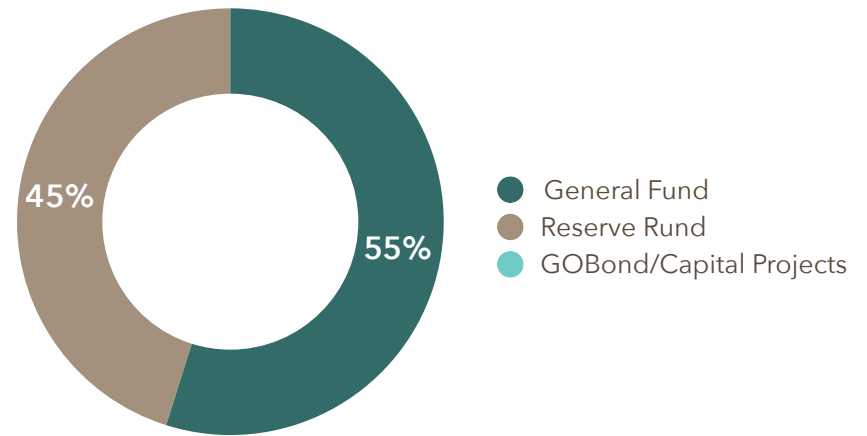


FUND BALANCES - SEPTEMBER 2023

MONTHLY REPORT:

GENERAL FUND

Category	Current Value
Cash	\$224,710
Investment	\$14,500
LOSAP - Cash/Investments	\$39,526
Total	\$278,736



RESERVE FUND

Category	Current Value
Cash	\$70,779
Investment	\$158,578
Total	\$229,357

BOND/CAPITAL PROJECTS FUNDS

Category	Current Value
GOBond - Cash/Investments	\$0
Capital Projects - Cash	\$0
Total	\$0

REVENUE AND EXPENSES - SEPTEMBER 2023

MONTHLY REPORT: Taxes for fall slowly beginning to come into revenue as expected. All accounts aligned with budget Payments for Savi Bank loan within Reserve Fund as adopted.

FUND REVENUES

	Totals
General Fund - Taxes	\$28,584
General Fund - Protection Services	\$392
General and Reserve Fund - Other	\$120
Other Funds - Transfers/Interest	\$1,778
Total	\$30,874

FUND EXPENSES

	Outstanding Balance
General Fund - Personnel	\$125,410
General Fund - Materials and Services	\$17,682
Reserve Fund - Capital	\$11,356
Total	\$154,448

